

AccuCell



Product Overview of
Cell Characterization and Modeling

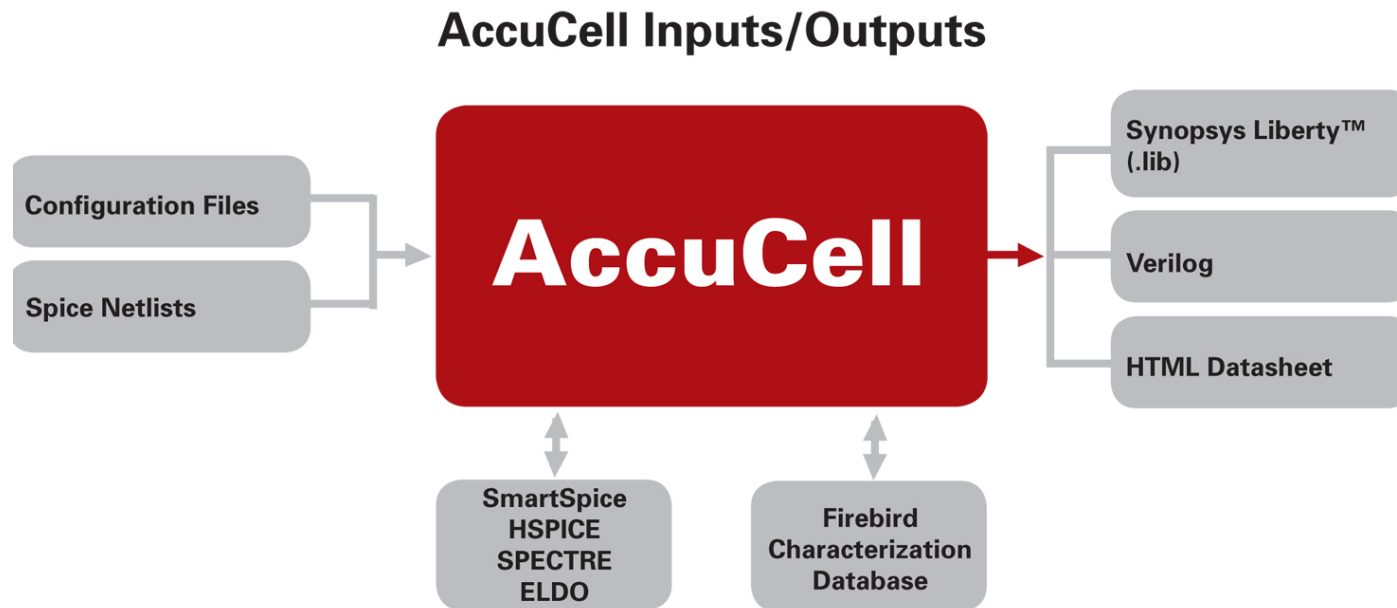


SILVACO

What is AccuCell?

- AccuCell is an accurate, automated, fast and flexible software tool for characterizing and validating standard cell, I/O and custom cell libraries

AccuCell Inputs and Outputs



Digital CAD

Key Features

- Generates accurate single-pass, state-dependent timing, power, leakage and noise Liberty™ .lib libraries for advanced VDSM technologies
- Supports the latest designs in both static and dynamic cells
- Automatic slope and load Table Selection (ATS) for easy setup of config file
- State-of-the-art automatic function recognition and vector generation for easy setup of config files
- Database driven architecture for multi-threaded and SUN grid-based compute environments
- Includes fast API-based SmartSpice characterization engine

Automation and Ease of Use

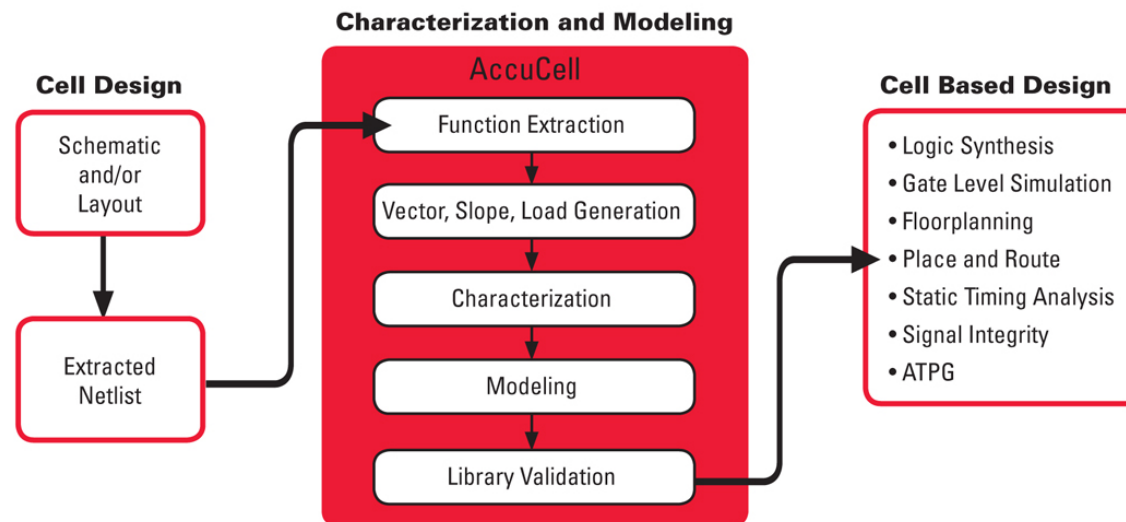
- Powerful scripting environment permits specification of all cell and simulator characterization and library creation options
- Powerful multi-corner characterization mode for single-pass characterization of all conditions.
- Netlist screening option for valid input circuits traps and avoids timely errors
- Support the latest in both static and dynamic styles (multi-voltage, multi-clock, clock enable, gated clock, multi-data, scan enable, one-hot mux, multi-output) cells
- Automated setup from an existing .lib template for easy library re-characterization

Automation and Ease of Use (cont'd)

- Automatic state-based input pin capacitance measurement with multiple reporting options
- Automated maximum capacitance and slope determination with or without variable slew or delay degradation
- Automatic slope and load Table Selection (ATS) option for easy setup of characterization conditions with optional over-sampling or fixed table size optimization

AccuCell Process

AccuCell Cell Characterization and Modeling



Advanced Capabilities

- Advanced SOI and un-buffered input options
- Supports advanced multi-point slope or active-driver input stimulus for accurate VDSM characterization
- “ASIC” flow for simplified unified cell library characterization conditions.
- Support for active loads for accurate low voltage measurement and user defined passive and active non-linear loading effects
- Advanced fast evaluation of setup & hold, recovery & removal and minimum pulse width characteristics with extension characterization options supports both static and dynamic storage circuits with level, edge and pulsed inputs with multiple clocks

Advanced Capabilities (cont'd)

- Tri-state driver characterization supports both conductance or current measurement
- State-of-the-art strength and state-based Ordered Binary Decision Diagram (OBDD) method automatically extracts cell functions and generates optimal vectors required for accurate SPICE characterization of the latest VDSM effects including simultaneous switching.
- .lib noise support for advanced VDSM technologies

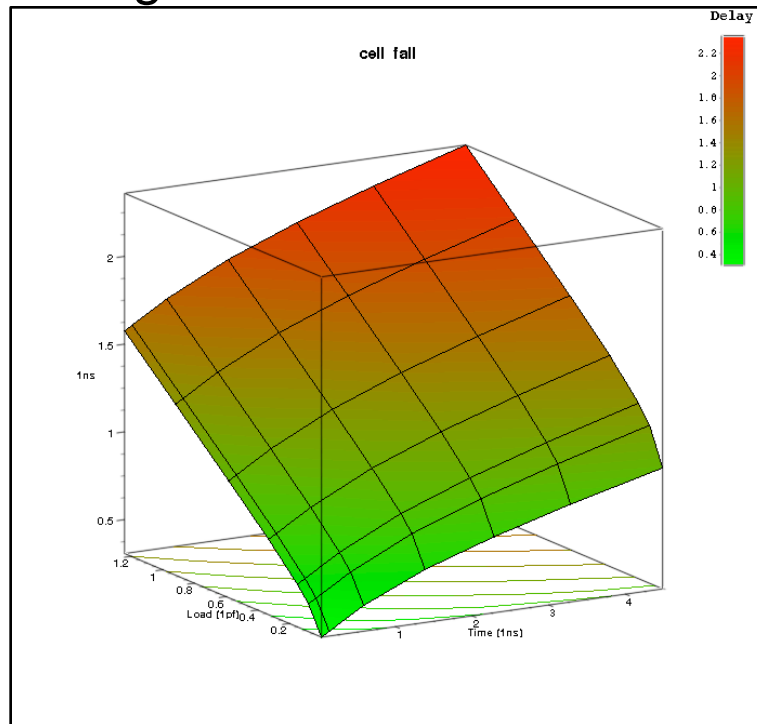
Digital CAD

Fast and Accurate

- Concurrent timing and power characterization results in near zero overhead for power library generation
- Advanced database driven option for multi-threaded and SUN grid-based compute environments with near linear speedup and off-line library generation
- Includes fast API-based SmartSpice characterization engine with 100% HSPICE and SPECTRE compatibility for all public models
- Supports HSPICE, SPECTRE and ELDO as external simulators
- Automatic vector sizing option for optimal SPICE characterization run-times

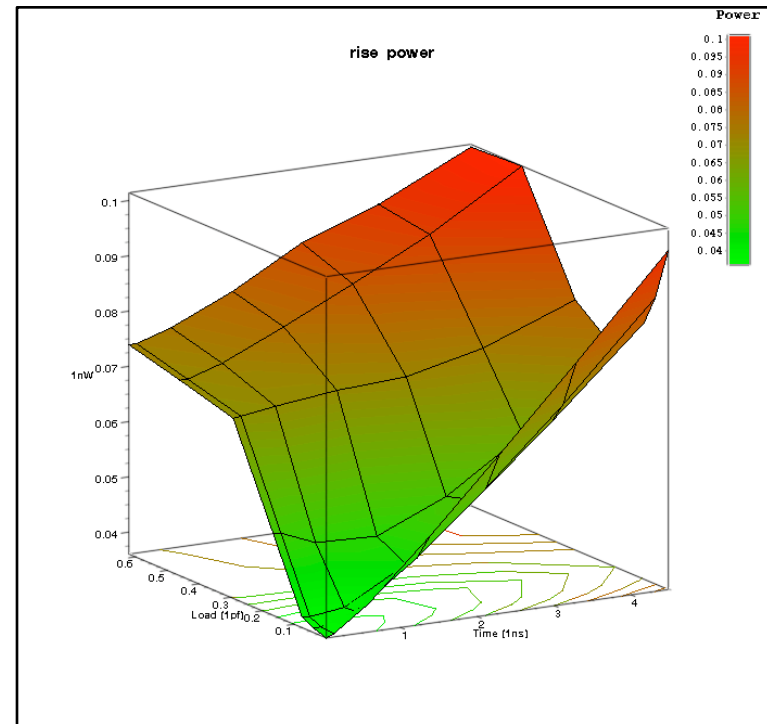
ATS and State-dependent Timing/Power

Timing



Automatic Table Selection (ATS) identifies optimal slope and load tables for timing arcs.

Power



State-dependent power analysis considers all power effects.

Flexibility & Industry Standard Output

- Flexible simulation bypass, debug and reporting options enable rapid validation of scripting solution and root cause analysis of characterization difficulties
- Generates accurate single-pass, state-dependent timing, power and leakage Liberty .lib libraries
- Automatically generates Mentor ATPG format test library
- Selectable and customizable verilog modeling options for support of various simulator and regression / back-annotation verification methods
- Automatic HTML cell library datasheet generation. Datasheet includes: optional AVG power and MAX frequency reporting, optional user schematic, symbol and truth table info, optional physical cell details and cell description sections

Flexibility & Industry Standard Output (cont'd)

- Powerful table-based user defined vector scripting option enables customization of unique characterization requirements
- Flexible characterization and reporting options for optional state-based leakage, switching, hidden and average power analysis
- Support for user defined I/V, glitch, noise immunity and noise propagation options

Digital CAD

QA & Validation Capabilities

- Automatically generates verilog testbench with vectors for function verification
- Special audit mode options for advanced access to all run-time info for QA validations
- Graphical .lib viewer for QA analysis and comparison of timing and power result details

Digital CAD

Summary

- Performs cell characterization and modeling of standard cell, I/O and custom cell libraries.
 - Accurate
 - Automated
 - Fast
 - Flexible

