


# TonyPlot 3D

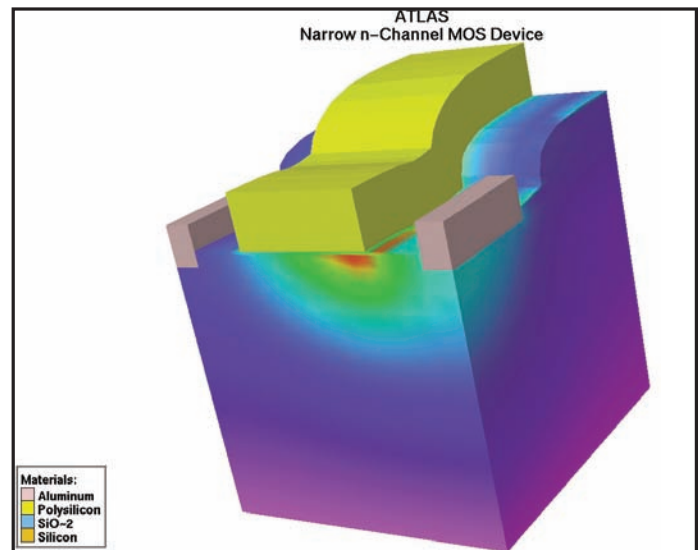
## 3D Interactive Visualization Tool



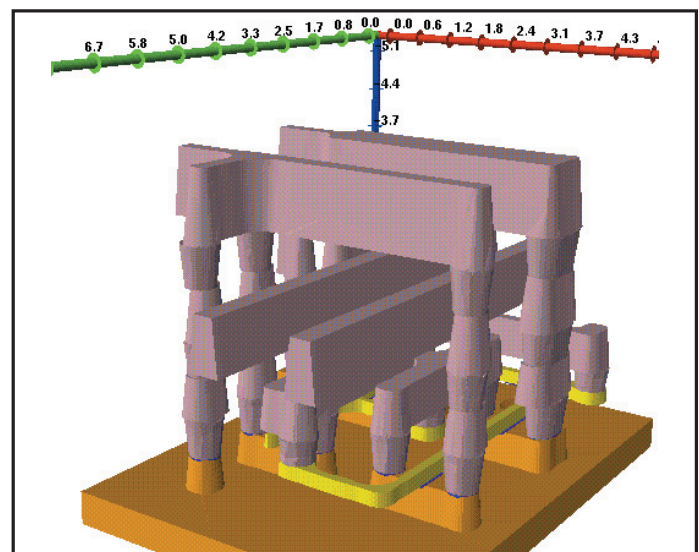
TonyPlot 3D is a powerful graphics tool, capable of displaying 3D TCAD data generated by Silvaco TCAD process or device simulators and 3D parasitic products. It provides visualization and graphic features such as zoom, pan, views and different drawing modes. TonyPlot 3D provides a user-friendly environment to view 3D structures in various TCAD specific display modes such as regions, contours, rays, isosurfaces and vectors.

### Features

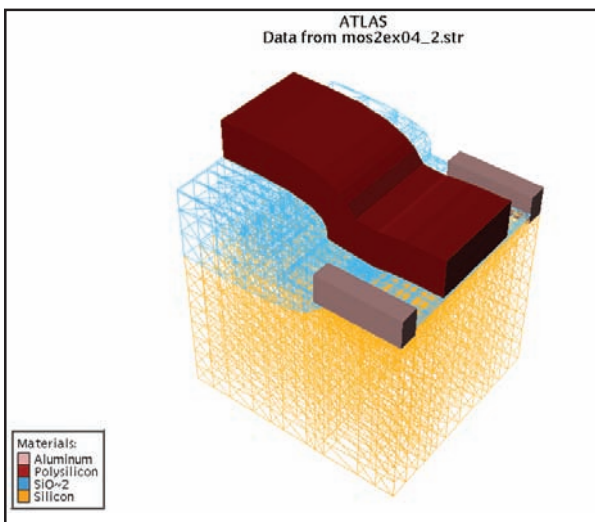
- Produces vivid 3D visualizations for Atlas 3D, Victory Process, and Silvaco's 3D parasitic products
- Enables graphical rotation around any axis (x, y, z), repositioning, or zoom in/out by intuitive mouse movements
- Plots surface contours for any simulated variable such as: net doping, potential, electric field, carrier concentration
- Plots isosurfaces and probes points within the 3D structure
- Allows setting of material opacity and drawing mode via the mouse
- Information about quantities within the 3D structure can be easily obtained
- Materials or regions may be hidden or moved to clarify analysis
- Fully customizable including: colors for materials, tool bars and shortcuts
- Cut-plane feature allows a 2D cut to be defined either around any axis within the structure or any three non-collinear specifying points and exported to a file or TonyPlot 2D



TonyPlot 3D supports easy graphical rotation around any axis (x, y, z) repositioning or zoom in/out by intuitive mouse movements.

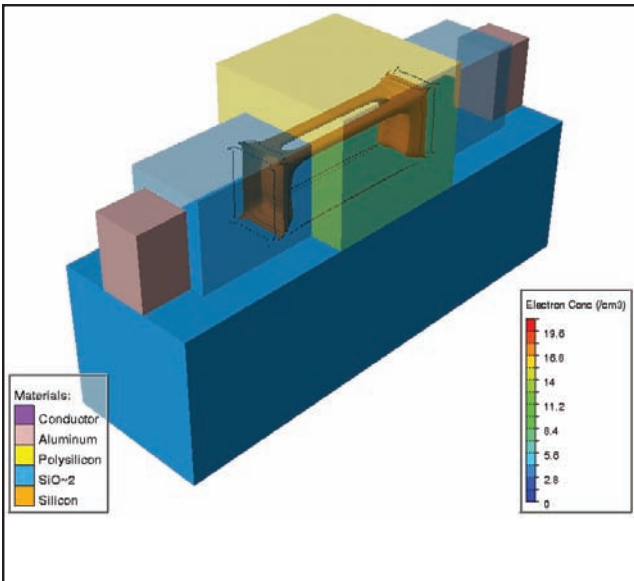


TonyPlot 3D allows material regions e.g., oxide to be hidden so that the interior structure may be seen.

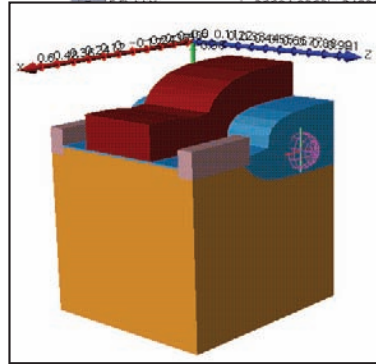
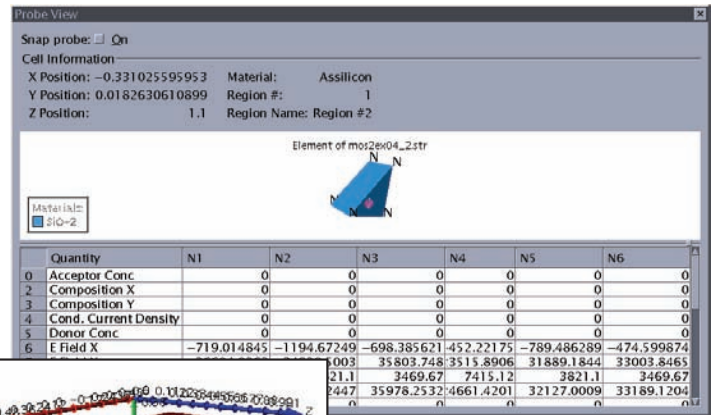


TonyPlot 3D shows a mesh visualization (tetra).

# SILVACO

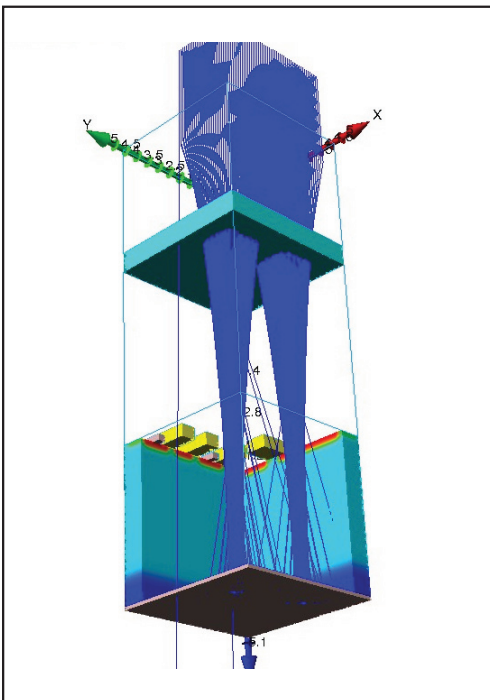


TonyPlot 3D plots isosurfaces within the FinFET 3D structure displaying the electron concentration through the transparent poly and gate oxide regions.

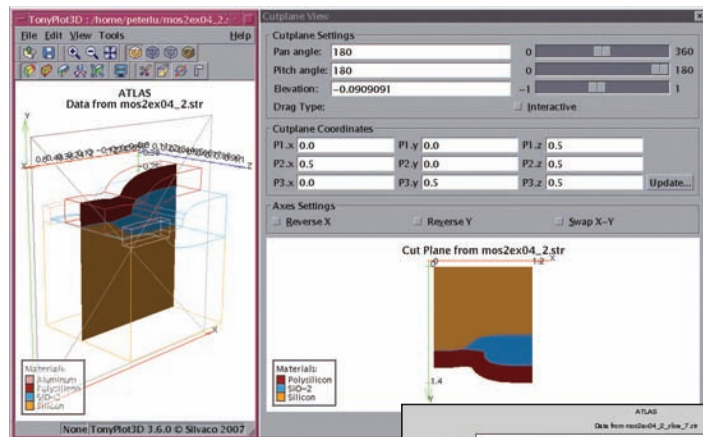


TonyPlot 3D probe view shows the detailed information of the probe with its material and region identification.

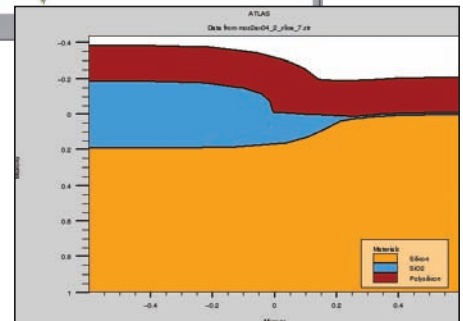
TonyPlot 3D probe tool allows user to probe any point within the 3D structure.



TonyPlot 3D plots CMOS image sensor and the rays displaying with 2 micro-lense and doping distribution on CMOS devices.



TonyPlot 3D allows user defined cut-planes either around any axis within the structure or any three specifying non-collinear points.



TonyPlot 3D exports a cutplane to TonyPlot 2D.

# SILVACO

## HEADQUARTERS

4701 Patrick Henry Drive, Bldg. 2

Santa Clara, CA 95054 USA

Phone: 408-567-1000

Fax: 408-496-6080

## CALIFORNIA

sales@silvaco.com

408-567-1000

## MASSACHUSETTS

masales@silvaco.com

978-323-7901

## TEXAS

txsales@silvaco.com

512-418-2929

## JAPAN

jpsales@silvaco.com

## EUROPE

eusales@silvaco.com

## KOREA

krsales@silvaco.com

## TAIWAN

twsales@silvaco.com

## SINGAPORE

sgsales@silvaco.com



WWW.SILVACO.COM